



## DD-40NTV SERIES DIGITAL ANNUNCIATOR WITH ADVANCED FEATURES AND COMMUNICATIONS

U.S. Patent 6,738,244

- MONITORS UP TO 40 ELECTRICAL N.O./N.C CONTACTS
- BUILT-IN TACHOMETER/HOURMETER/OVERSPEED
- DISPLAYS IGNITION, DC AND BATTERY VOLTAGES
- PRE-LUBE AND POST-LUBE FUNCTIONS
- POWERED FROM 12 OR 24 VDC OR 120-400 VOLT NEGATIVE GROUND CD IGNITION SYSTEM
- RS-232/485 MODBUS COMMUNICATIONS
- CSA CERTIFIED CLASS I, DIVISION 2, GROUPS C & D

The latest version of Altronic's industry standard annunciator, the DD-40NTV series monitors up to 40 electrical contacts that represent limits on critical operating parameters such as engine or process pressures, temperatures, levels, etc. Upon detection of a fault from one of the monitored points, the annunciator displays the corresponding 2-digit fault code for that point and generates an output signal (typically to close a fuel valve and ground the ignition).

The DD-40NTV annunciator offers integral tachometer and hourmeter functions as well as overspeed protection adjustable from the front keypad. Other features carried over from the prior DD-NTS series include four configuration templates (two of these simulate the older DD-NT 20 and 40 point models), two programmed timers for class B points and a programmable delay of the second shutdown output after fault detection. The annunciator continues logic operation on the internal battery in the event the power becomes disconnected or fails.

The DD-40NTV series also provides a ModBus compatible, RS-232/RS-485 serial communications interface for connection to an RTU or PLC. New features in the NTV version when used with power supply 691200-3 include readout of ignition, DC and internal battery voltages and pre-lube and post-lube functions.

A sealed membrane keypad and powder-coated aluminum enclosure ensure maximum reliability in harsh and hazardous environments. The DD-40NTV series annunciators are certified by Canadian Standards Association (CSA) as suitable for use in Class I, Division 2, Groups C and D areas.



NORMAL RUN



FAULT ON POINT #13



RPM INDICATION

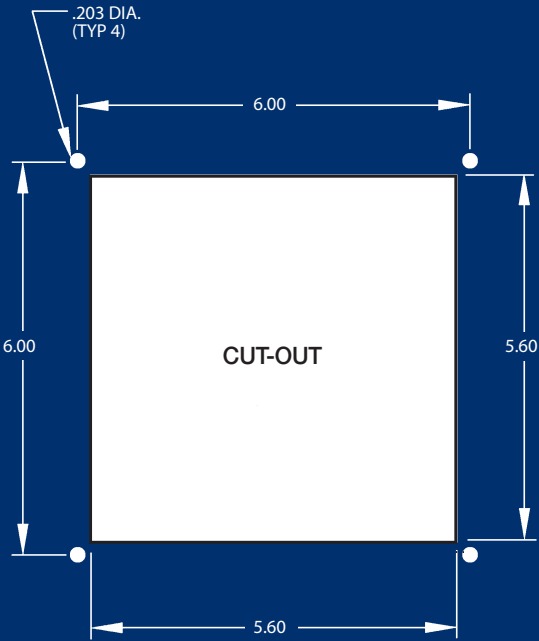


HOURS INDICATION

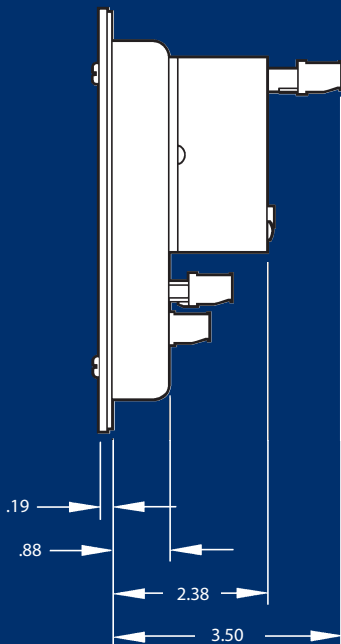
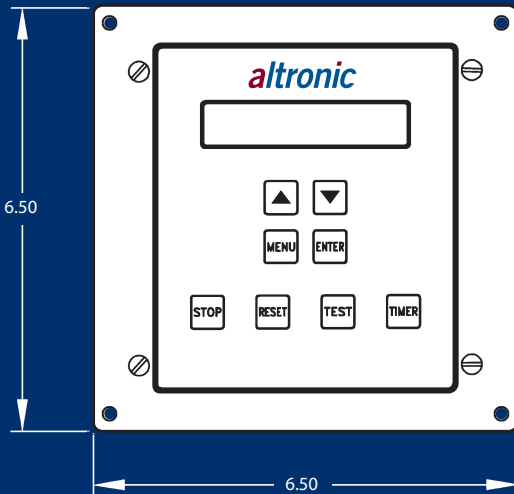


CERTIFIED  
CLASS I, DIVISION 2,  
GROUPS C and D

## DIMENSIONS



### RECESSED MOUNTING



## SPECIFICATIONS

### Inputs:

DD-40NTV-O .....	40 contacts N.O.
DD-40NTV-U .....	40 contacts N.O. or N.C. (mixed)

Outputs ..... 2 solid state, N.O. or N.C., 400V, 0.5A

Power Requirement ..... 10-30 Vdc, 5 watts  
or CD Ignition System  
(Neg. Grd., 120V. min.)

Serial Communications ..... RS-232/RS-485 ModBus RTU

Scan Rate ..... All points scanned 5 times/sec.

Display ..... Custom 5-digit LCD

Ambient Temperature Rating ..... -40° F. to +175° F.  
-40° C. to +80° C.

Hazardous Area Classification ..... Class I, Division 2, Groups C and D

## ORDERING INFORMATION

### Annunciator:

40 normally open points .....	DD-40NTV-O
40 normally open and closed points.....	DD-40NTV-U

### Power Supply (see Power Requirement above):

Original power supply .....	691200-1 (for replacement use)
Enhanced feature power supply* .....	691200-3 (use for new applications)

\* Pre-lube, post-lube, display of ignition, DC and battery voltages.

### Terminal/Cable for DD-40NTV-U Only:

Terminal Module (2 required).....	672169-1
Cable, DB-25 (2 required). ....	693115-1

### Accessories:

Cable, RS232 (DB9).....	693116-1
Converter, 110 Vac to 12 Vdc .....	690106-1
Converter, 220 Vac to 12 Vdc .....	690106-2
Solenoid valve, 2-way .....	690019-1
Solenoid valve, 3-way .....	690019-2

# altronic

712 TRUMBULL AVE. / GIRARD, OHIO 44420  
PHONE: (330) 545-9768 / FAX: (330) 545-3231  
www.altronic-llc.com

Form DD-40NTV 7-17 ©2017 Altronic, LLC