

GTI SERVICE NOTE

GTI 108

APRIL, 2011

This bulletin applies to all new GTI installations, all recommissioning work, and all cases of adjustment to Power Valve(s) and Zero Governor.

Commissioning Seal Program/Serialized GTI Bi-Fuel Panel Labels

Background

During the Altronic GTI Bi-Fuel system commissioning process, the zero governor is adjusted to the proper setting to supply the gas demanded by the turbocharger intake vacuum signal such that the governor outlet never exceeds atmospheric pressure. The Power Valve(s) are adjusted to limit the maximum diesel substation level based on site conditions such as gas quality, engine and package make, model and configuration, load profile, ambient temperature, etc. All diesel baseline and bi-fuel data is then recorded on the commissioning data sheet and submitted to Altronic. However, the final Zero Governor and Power Valve adjustments remain vulnerable to adjustments by unauthorized individuals who may not have the required knowledge and expertise, and may not be fully informed of the possible ramifications of improper adjustment. Altronic and its representatives cannot accept responsibility for any such unauthorized adjustments or their consequences.

As a preventative measure against any such situation, Altronic is implementing a program of traceable tamper-evident seals that will identify any unauthorized tampering of these adjustments.





Description

The commissioning seal program will consist of several key steps

- Altronic has assigned part number 603232 to the 24-inch wire seals. The seals are etched with "GTI" on the plastic body and are marked with unique serial numbers.
- Each GTI panel will be shipped with a small envelope inside that contains the maximum number of seals that may be required for the application of each panel model.
- The GTI commissioning worksheet (available from the GTI website) has been modified to accommodate the recording of commissioning seal serial numbers.
- Upon completion of the commissioning process, individual seals must be installed on the Zero Governor and each Power Valve adjustment screw as shown in this document to prevent further adjustment without the seal being cut.
- Each serial number must be recorded on the GTI commissioning sheet and submitted to Altronic. This step must be completed in its entirety and without exception in order to activate the Altronic engine damage warranty on behalf of the customer.
- Upon any recommissioning of a GTI system for any reason, or upon adjustment of the Zero Governor or Power Valve(s) to accommodate changes in site conditions, the commissioning process must be repeated. New seals must be applied and recorded on a new commissioning sheet which must be submitted to Altronic.
- Upon any warranty claim against GTI-related engine damage, Altronic will confirm that the seals are still in place and that the serial numbers match those recorded on the applicable commissioning sheet. Altronic reserves the right to deny warranty against any claim which does not meet these conditions.
- Additional seals can be purchased from Altronic. The list price for the 603232 will be set at \$2.00 per seal.

Installation

Seals should be applied only after the jam nut(s) of the Power Valve has been tightened and the adjustment cap of the Zero Governor has been replaced and secured. When applying the seals, the position of the adjustment should not be affected, i.e., do not turn the power screw so that the holes line up for the seal—just seal the screw as it sits after commissioning. The seal wire should be tight enough so that adjustments cannot be made without its removal.



Mixer Power Valve


Mixers of six-inch diameter and smaller incorporate the power valve. A seal will be installed through the screw and wrap around the pipe of the mixer.

Single Power Valve

The single power valve will have a seal applied that goes through the top of the screw and wraps around the base of the valve.


Dual Power Valve

The dual power valve will be sealed in three places. A seal will be installed between the main screw and the base of the valve. A seal will also be installed on each smaller screw and wrap around the base of the valve.



Series A Gas Train

The VRF of the series A gas train will have two seals—one applied through the cover of the regulator screw, and one on each side.



Zero Governor

The zero governor will have a seal applied from the regulator adjustment screw to a hole in one of the support braces.



Serialized Panel Labels

Coincident with the release of the wire seal program, the front label on the GTI panels has been changed to conform to the Hoerbiger color scheme and will also carry a unique panel serial number as shown above. This serial number should be recorded on the GTI commissioning worksheet filed with Altronic at the end of the commissioning process.

NOTE: Shipment of the panels equipped with the new label and envelope of seals will be begin simultaneously.